

Phase 1: territories selection



- Wait for your turn. You know it's your turn when:
 - your company' color circle is filled.
 - You have more than zero (0) quantity to select in your remaining turn selection.
- Click on territories (center circles / outside rings)
- Click [Done] if all of your selections are made before time ends.



$\$4 + \$4 - \$2 = \6



$\$4 + \$4 = \$8$

Note:


- At the end of this phase, you get the deserved rebates.
- You can select both sawlogs and pulpwood in one click by holding the **Ctrl** key.

Phase 2: territories swapping



- Left mouse button down on first territory.
- Drag mouse to second territory (**keep button pressed**).
- Release mouse button on second territory.
- Click up/down arrow to change proposed cost sharing.
Note: negative cost is a revenue!

Note:

- Click the outside ring to swap pulpwood and inside to swap sawlogs.
- It is easier to see opportunities if you hide one of the wood type (but you won't see the proposals of the other wood type...  Minimap is handy then).

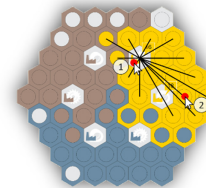
Phase 3: allocation to mills



- Click on the mill (not the saw and not the paper roll) to which you want to assign territories.
- Click the territories to assign to that mill.
- Repeat with another mill.

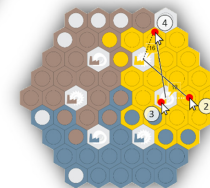
Note: remaining quantity to assign is displayed close to the mill.

Phase 4: backhauls creation



Start a new backhaul:



- Click on the mill where you want to send wood using the backhaul.
- Click on the territory where the wood is coming from.

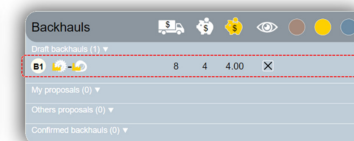
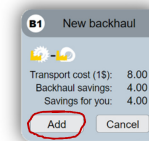


Add another leg to the route:

- Click on another mill, typically close to the territory just selected in 2.
- Click on the territory where the wood is coming to that last added mill, typically close to the other mill.

Undo: **Ctrl** + **Z**

Change insertion point:  or 
(for more than 3-mills route)



Complete adding the backhaul:

- Click on « Add » button
- Click on the paper plane to confirm the draft backhaul.